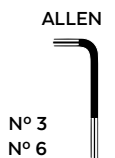


# KTM 1290 SUPERDUKE R'20-

## M O U N T I N G I N S T R U C T I O N S

REF 20461

W I N D S H I E L D N G T O U R I N G



ID.	PIEZA / PART	DESCRIPCIÓN	DESCRIPTION	QTY.	REF.:
1		Cúpula Touring	Touring screen	1	10797W/H/F/N/TM3
2		Soporte metálico derecho ( R )	Right metal support ( R )	1	SOPOR2P4-R20425
3		Soporte metálico izquierdo ( L )	Left metal support ( L )	1	SOPOR2P4-L20425
4		Tornillo allen M5x16 Ø11 ISO 7380	M5x16 Ø11 ISO 7380 allen screw	4	TORNI-I7380-493
5		Silentblock M5	M5 silentblock	4	SILENBTM5-046/1
6		Tapón tornillo M5 ISO 7380	M5 ISO 7380 allen screw cap	4	TAPON-----85
7		Arandela de nylon M5x1	M5x1 nylon washer	4	ARNV0000000245
8		Tornillo allen DIN 912 M8x45	M8X45 DIN 912 allen screw	2	TORNI-AD912-508
9		Casquillo Ø8,5x Ø14x 15	Ø8,5x Ø14x 15 arrowhead	2	CASQUI81415-101

# KTM 1290 SUPERDUKE R'20-

INSTRUCCIONES DE MONTAJE - MOUNTING INSTRUCTIONS - MONTAGEANLEITUNG

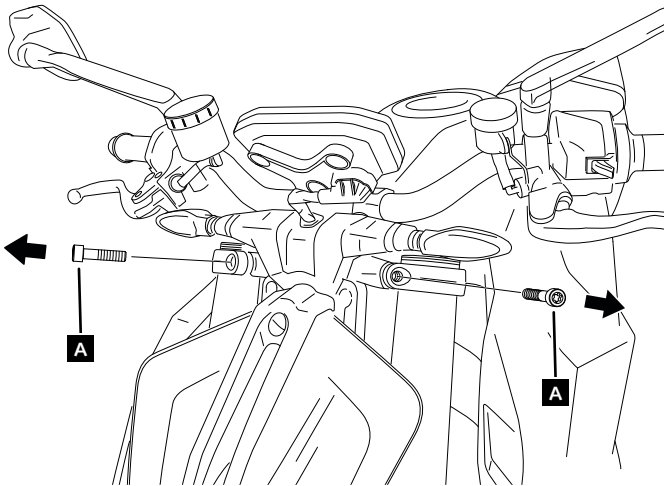
**1**



NO extraer la tornillería original (A) a la vez  
DO NOT remove the original screws (A) at the same time

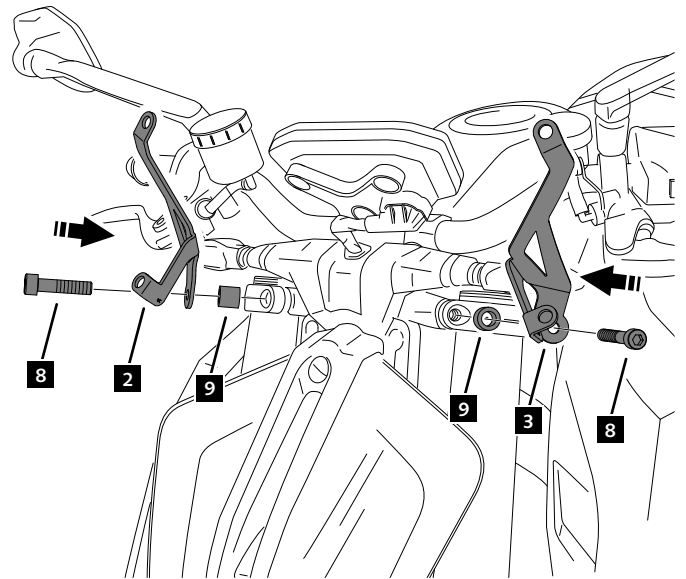
**DISASSEMBLY**  
**DESMONTAJE**

**A** Componentes originales  
Original components



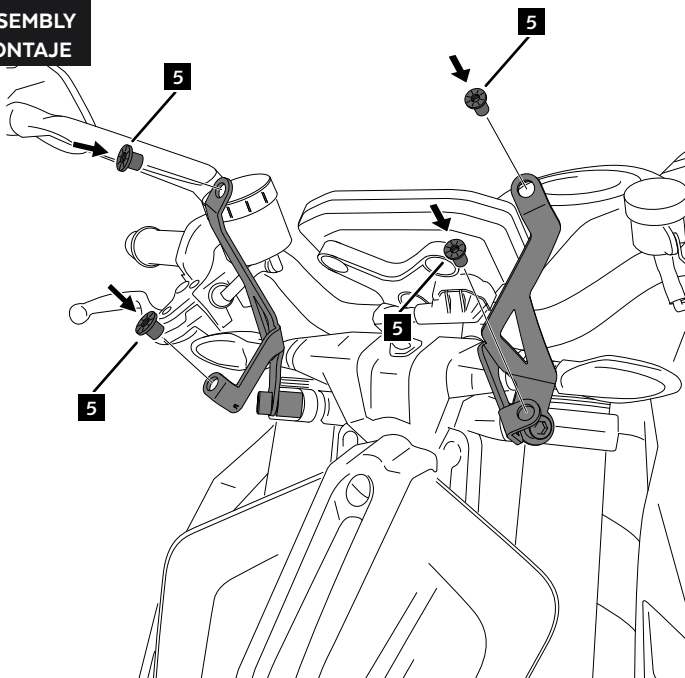
**2**

**ASSEMBLY**  
**MONTAJE**



**3**

**ASSEMBLY**  
**MONTAJE**



**4**

**ASSEMBLY**  
**MONTAJE**

