

# BMW R1300GS / R1300GS ADVENTURE '23-

## M O U N T I N G I N S T R U C T I O N S

REF 21839

**SPORT SCREEN ( WITHOUT ACC/ WITHOUT RADAR)**

**COMPATIBLE WITH ALL VERSIONS AND PACKS**

  
1 Person

  
15 min

  
EASY

TORX  
  
T25



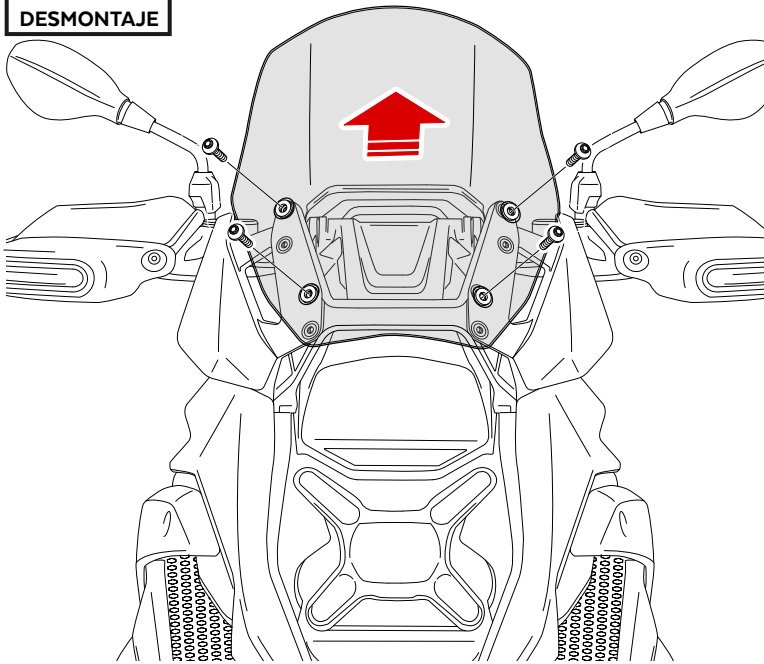
ID.	PIEZA/PART	DESCRIPCIÓN	DESCRIPTION	QTY.	REF.:
1		Cúpula Sport	Sport Screen	1	21839H/W/F/N/J/CM3
2		Arandela de nylon Ø8xØ13x1mm	Ø8xØ13x1mm nylon washer	4	ARAND-N-----265
3		Tapón para rosca M5	M5 thread cap	4	TAPON-----84

# BMW R1300GS / R1300GS ADVENTURE '23-

INSTRUCCIONES DE MONTAJE - MOUNTING INSTRUCTIONS - MONTAGEANLEITUNG

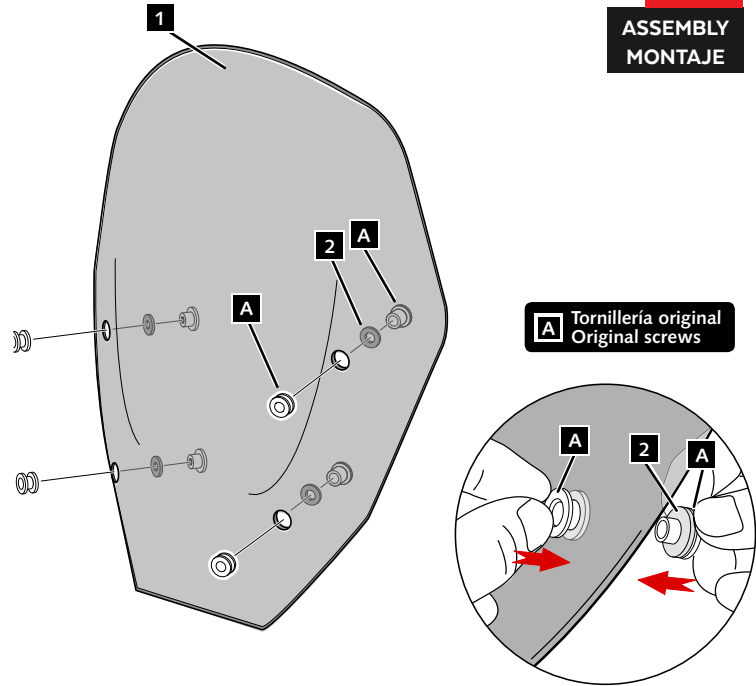
**1**

**DISASSEMBLY  
DESMONTAJE**



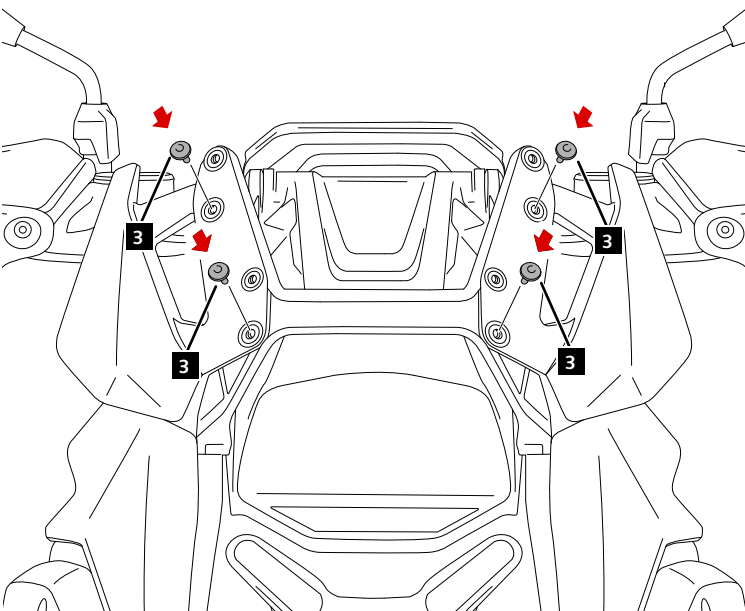
**2**

**ASSEMBLY  
MONTAJE**



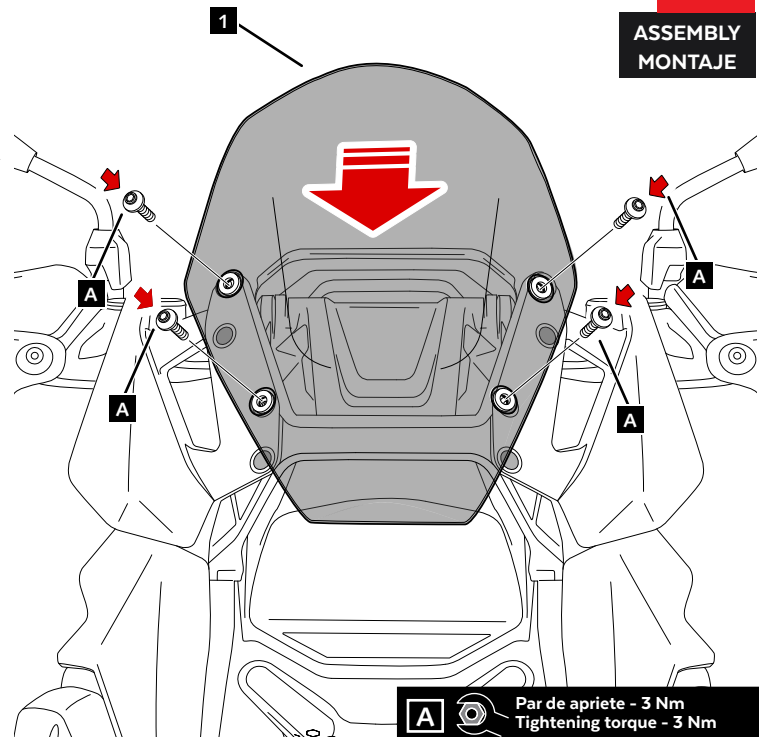
**3**


**ASSEMBLY  
MONTAJE**



**4**

**ASSEMBLY  
MONTAJE**



**A**  Par de apriete - 3 Nm  
Tightening torque - 3 Nm